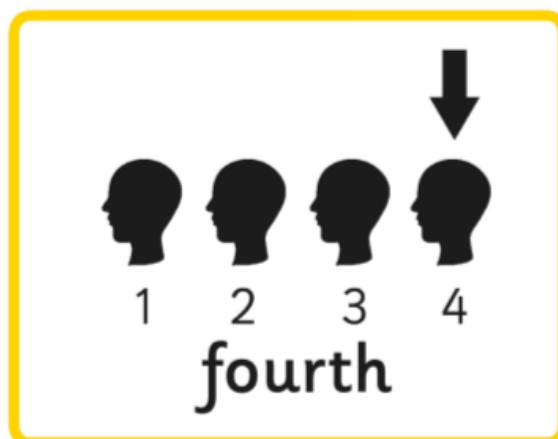
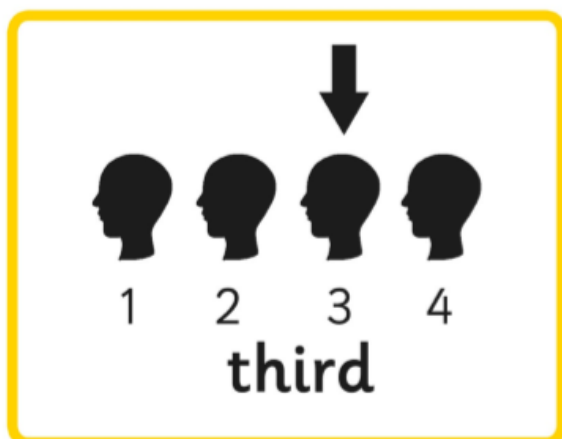
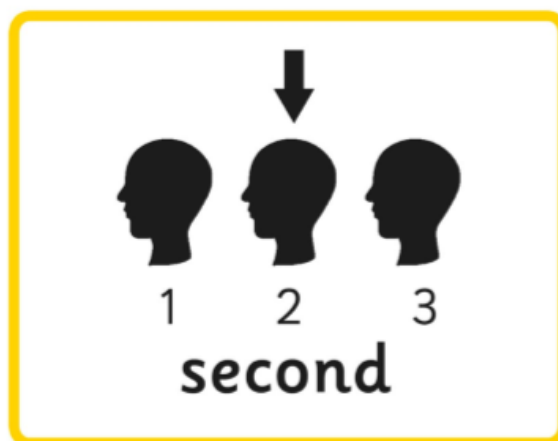
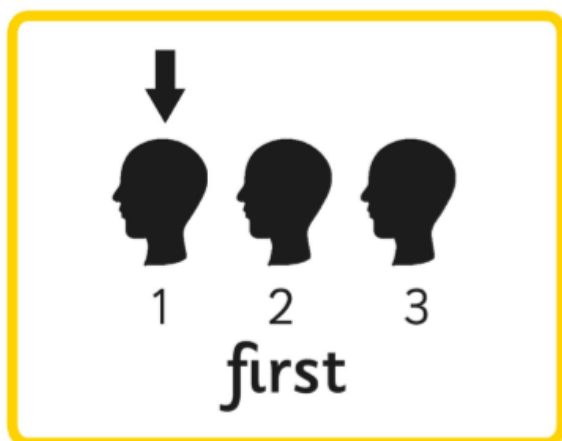


Speech and Language Therapy Pack – Concepts

Concept Visuals – 1st, 2nd, 3rd, 4th

- Use the pictures below and ask the child to point to the ‘first’ item in the row and follow the prompts on the cards.
- Continue to practice these concepts with toys or objects (e.g. animals, cups, balls, pens, plates) from around the house and put them in a row and ask the child to follow instructions that have a concept in “point to the 4th animal”
- Go through each ‘Concept Question’ and ask the child the question on the card and see if she can point to the correct object



Concept Questions

Which teddy is first?



twinkl.co.uk

Which star is second?



twinkl.co.uk

Who is third?



twinkl.co.uk

Who is fourth?




twinkl.co.uk

Which monster is last?



twinkl.co.uk

Which elephant is fourth?



twinkl.co.uk

Which monster is third?



twinkl.co.uk

Who is second?



twinkl.co.uk

Which monster is first?



twinkl.co.uk

Who is first?



twinkl.co.uk

Which monster is second?




twinkl.co.uk

Which is third?




twinkl.co.uk

Who is fourth?



twinkl.co.uk

Which monster is last?



twinkl.co.uk

Concept Visuals – Next to, behind, on, in front of

- Use the pictures below and say “show me the fox is behind the flowers” and “show me the fox in front of the tree”.
- Also use the picture cards of the fox to ask the child “Where is the fox?”, supporting them to say “The fox is behind the bush” etc.
- Continue to practice these concepts with toys or objects (e.g. animals, cups, balls, pens, plates) from around the house and put them out and ask the child “which teddy is behind the cup?” or “which teddy is next to the ball?”

